

Terrariums

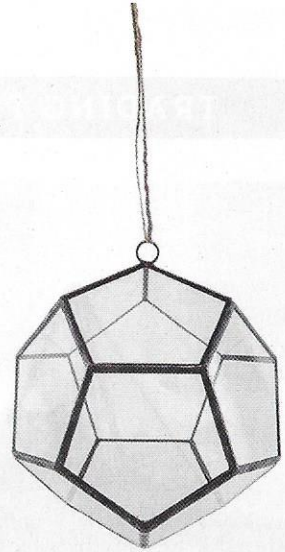
Go ahead. Putter with plants in a miniature landscape—even if there's still frost on the windowsill.

Terrariums give an outlet to the gardener stuck inside during the glum months of late winter and early spring. They provide an excuse to plant and arrange and even tuck in a thoughtful figurine or charming shed. This roundup of terrariums and accessories will bolster your spirits and inspire the green-hearted to hunt down a few less-than-large plants and plant a minute oasis of green.

COUNTRY GARDENS® TERRARIUM

Our feature terrarium, with miniature versions of *Country Gardens* editor James A. Baggett and his two terriers, Finch and Scout, was created by Twig Terrariums co-owners Michelle Inciarrano and Katy Maslow. In addition to its whimsical and lyrical terrariums, kits, and tools, Twig creates personalized orders based on customer whims. Twig Terrarium; twigterrariums.com; 718/488-8944; prices vary depending on glass size and elaborateness of the scene.





HANG IT UP

Tight on space or want to suspend plants near a window? A small hanging terrarium would be ideal for tiny succulents or microgreens. A few pieces of sheet moss can hide soil and help hold water. 6×6 inches; Geometric Terrarium Crystal Glass Dodecahedron—Home Depot; homedepot.com; 800/466-3337; \$35.66

SLEEK AND MODERN

With a kit that supplies everything—sedum seeds or dried moss, soilless growing medium, recycled glass pebbles, repurposed wine bottle, and bamboo tool—you can start your own smartly designed indoor garden in no time. Choose your plantings and bring a little Zen to your desktop. 7¼×2¼ inches; Horizontal Moss Terrarium Bottle—Potting Shed Creations; pottingshedcreations.com; 800/505-7496; \$38



EVERYTHING YOU NEED

Botanical luck is practically guaranteed in this kit, which includes hardy plant seeds, quality soil mix, layers, and embellishments all ready to be arranged in the glass vessel with wood base and topper. 14×7 inches at base; The Lucky Gardener DIY Kit—Twig Terrariums; twigterrariums.com; 718/488-8944; \$85



HANDBLOWN AWAY

The finest moisture-loving specimens deserve a perfectly elegant sargasso-color base and a handblown glass cloche made according to traditional Italian techniques. 15×9½ inches; Terrarium Collection, Cloche—Tracy Glover; tracygloverstudio.com; 401/724-1100; \$900




STAINED-GLASS ACCENTS

Bands of stained glass and a crest of metalwork turn this Wardian case into a suitable home for a tiny garden. The metal base has a dark gray powder-coat finish, ball feet, and a plastic liner. A prop holds the roof panel open to increase ventilation. 10½×10½×8½ inches; Classic Wardian Case Terrarium—H Potter; hpotter.com; 208/640-4206; \$129

ACCOUTREMENTS

Once you get your gravel, soil, and plants in place, you'll want a few details to create a tiny scene. Here are just a few of the many accessories available to the miniature landscape gardener.



1. MINIATURE RED BIRDHOUSE WITH STEEPLE, 1 inch tall—Two Green Thumbs; shop.twogreenthumbs.com; 206/352-0494; \$8.99

2. BAXTER THE BUNNY, 1 inch tall—Wholesale Fairy Gardens; amazon.com; 614/504-5304; \$8.99

3. TERRARIUM TWEEZERS AND RAKE—Terrain; shopterrain.com; 877/583-7724; \$18 each

4. RETRO FLAMINGO PICKS, SET OF TWO, 2¾ inches tall (with picks)—Georgetown Home and Garden; amazon.com; 877/213-6279; \$7.80

5. FAWNS, set of two, 2x2 inches and 1½x1½ inches—Wholesale Fairy Gardens; myfairygardens.com; 855/933-2479; \$6.99

6. MICRO SWAN PLANTER, ½ inch tall—Two Green Thumbs; shop.twogreenthumbs.com; 206/352-0494; \$3.99

7. ROCK GARDEN FROG, 2 inches tall—Terrain; shopterrain.com; 877/583-7724; \$8

8. MINIATURE CINDER BLOCK PLANTER WITH SEDUM CUTTINGS, 3¾x2¾ inches—Two Green Thumbs; shop.twogreenthumbs.com; 206/352-0494; \$24.99

9. SILVER MICRO SUNDIAL, 1½ inches tall—Two Green Thumbs; shop.twogreenthumbs.com; 206/352-0494; \$11.99

10. FAIRY GARDEN TOOL SET, 4–4¾ inches long; Georgetown Home and Garden; efairies.com; 800/726-4784; \$12.99

11. TERRARIUM AND FAIRY GARDEN MOSS, three types of live-moss plants that can be enlivened by adding water—Moss Acres; mossacres.com; 866/438-6677; \$14.95

12. DIGGING DOG BIRDBATH, 1½ inches tall—Wholesale Fairy Gardens; amazon.com; 614/504-5304; \$8.50

13. BEAU THE PUPPY, 1¼ inches tall—Wholesale Fairy Gardens; amazon.com; 614/504-5304; \$2.50

14. MINIATURE GARDEN SHED, 3½ inches tall—Georgetown Home and Garden; amazon.com; 877/213-6279; \$11.99

15. ITTY BITTY SHED, 2 inches tall—Wholesale Fairy Gardens; amazon.com; 614/504-5304; \$8.07

16. ITTY BITTY STONE BRIDGE, 1¼x1¾ inches (with pick)—Wholesale Fairy Gardens; amazon.com; 614/504-5304; \$4.07

17. RED MICRO LAWN CHAIR, 1 inch tall—Georgetown Home and Garden; amazon.com; 877/213-6279; \$3.85

18. MINI RUSTIC BENCH, 1x1¾ inches—Georgetown Home and Garden; myfairygardens.com; 855/933-2479; \$2.99

19. MICRO MINI SHINGLETOWN MUSHROOM, 2 inches tall—Georgetown Home and Garden; myfairygardens.com; 855/933-2479; \$8.99


20. MICRO MINI BAKERY, 2½ inches tall—Georgetown Home and Garden; myfairygardens.com; 855/933-2479; \$6.99



FOR CREATIVE WAYS TO PLANT TERRARIUMS, GO TO COUNTRYGARDENS.COM/TERRARIUMS.

If you can't wait for spring planting, try this easy project that incorporates some of the season's earliest blooming plants and a few houseplants in a basketlike container made from salvaged materials. Hang it on the front door or a prominent place nearby. The display will bloom and thrive throughout spring—far longer than cut flowers—and the plants shown can live on in the garden or other containers.

Gather materials to make the door planter. Set aside a few thin, 2-foot-long branches from late-winter or early-spring pruning and upcycle them into a handle for the naturalistic design. We used a 4½×5½-inch paper popcorn cup from a movie theater as the inner vessel for the plants. The sheet of birch bark used to wrap the cup was purchased from a crafts supplier. Never cut or tear bark from a living tree; removing bark makes the plant more vulnerable.

Choose tiny houseplants, flowering bulbs, and wee perennials or annuals for your display. Hang the finished planter outdoors on a shaded door, wall, or gate where it will draw attention. Bring the planter indoors overnight until the threat of frost is over. When warmer days arrive in late spring or early summer, transfer the plants to larger pots or appropriate places in the garden. 

How to Make a Door Planter



STEP 1: Entwine or braid a thin branch or two with a moss-covered branch. Secure the branches by wrapping them with a length of hemp-covered wire, leaving 3–4 inches of wire free at both ends of the branches. Bend the branches in an arch to make a handle.



STEP 2: Cut a 1-inch-thick circle of floral foam to fit into the bottom of the disposable cup. Press the floral foam circle into the cup, where it will catch and hold moisture. Cut a sheet of birch bark to wrap around the cup.



STEP 3: Hold the bark in place while wrapping it with a length of hemp-covered wire. Twist the wire ends together at the back of the planter and bend to secure them. Attach the handle to the cup by pushing the branch ends down under the wire at the left and right sides of the cup.

MATERIALS:

- 2-foot-long fresh branch trimmings
- Moss-covered branch
- Hemp-covered wire
- Floral foam
- Large disposable cup
- Sheet of birch bark
- Plants: Polka-dot plant, button fern, maidenhair fern, variegated ivy, hyacinth, begonia 'Super Olympia', verbena 'Lana Vintage', Pansiola Series Anytime Iris, and grape hyacinth
- Preserved mosses



STEP 4: Use the remaining wire to secure the branches to the wire that is wrapping the bark to the cup.



STEP 5: Arrange plants in the cup, removing any excess soil from the root balls. Allow ivy to trail freely or twine the stems into the branch handles. Tuck in bits of moss to enhance the planter's natural look. Water plants lightly as needed.

For more information, see *Resources* on page 111.



WARM THINGS UP

Open a hinged gazebo door and enter a dignified environment for tiny ferns, spongy mosses, and other fine specimens of diminutive plant species. Copper-hue metal and classic shapes make these terrariums inviting. Teardrop Tabletop Terrarium: 9½x7 inches; Gazebo Tabletop Terrarium: 12x8¼ inches—Gardener's Supply; gardeners.com; 800/876-5520; \$39.95–\$49.95. (Tip: Terrariums are not watertight so purchase trays separately through Gardener's Supply.)



MULTIPLE GIFTS

If you'd like to make several mini terrariums as gifts or host a terrarium-making party for kids or friends, try classic quart-size canning jars, which make planting tiny gardenscapes inexpensive and easy to do in multiples. Glass Mason Jars—Ball; freshpreserving.com; 877/490-5565; \$13.99 for 12 32-ounce jars




WORLD IN A GOURD

Simple, elegant, and handcrafted. This gourd-shape piece is topped with a solid-glass lens-shape lid. 10½x9½ inches; Terrarium Collection, Gourd—Tracy Glover; tracygloverstudio.com; 401/724-1100; \$600



SOLID FOUNDATION

Take a modern approach with this terrarium that has a cement base—perfect for the sculptural shapes of trendy succulents or air plants. 12x12x12 inches; Cement/Glass Terrarium—Home Depot; homedepot.com; 800/466-3337; \$25.99



FRUIT OF THE EARTH

A terrarium can have personality—especially one with a fun, rotund shape like an apple or pear. Made from recycled glass, these little terrariums can be suspended or set on a tabletop. Apple: 6x6 inches; pear: 9½x6 inches; Glass Apple/Pear Terrarium—Viva Terra; vivaterra.com; 800/247-6799; \$18.88 separately, \$79 for kit with air plants